

[Home](#)[Statistics](#)[Publications](#)[About Eurostat](#)[Help](#)

## Health

[Introduction](#)[Public health](#)[Main tables](#)[Database](#)[Health and safety at work](#)[Data](#)[Main tables](#)[Database](#)[Publications](#)

## Database






























### Explanation

### Table of Content

- Health and safety at work (hsw)**
  - Structural indicators on health and safety at work (hsw\_ind)**
  - Accidents at work (hsw\_acc\_work)**
    - Number of accidents at work by economic activity, severity and sex (hsw\_aw\_nnasx)
    - Number of accidents at work by economic activity, severity and age (hsw\_aw\_nnaag)
    - Number of fatal accidents at work by Member State and age, excluding road traffic accidents and accidents on board of any mean of transport in the course of work (hsw\_aw\_fnms)
    - Number of accidents at work by economic activity and severity (hsw\_aw\_nnasv)
    - Number of accidents at work by economic activity and size of enterprise (hsw\_aw\_nnasz)
    - Number of accidents at work by economic activity and employment status (hsw\_aw\_nnaws)
    - Number of accidents at work by part of body injured and severity (hsw\_aw\_nbosv)
    - Number of accidents at work by type of injury and severity (hsw\_aw\_ninsv)
    - Standardised incidence rate of accidents at work by economic activity, severity and sex (hsw\_aw\_inasx)
    - Standardised incidence rate of accidents at work by economic activity, severity and age (hsw\_aw\_inaag)
    - Standardised incidence rate of fatal accidents at work by Member State and age, excluding road traffic accidents and accidents on board of any mean of transport in the course of work (hsw\_aw\_fims)
    - Standardised incidence rate of accidents at work by economic activity and size of enterprise (hsw\_aw\_inasz)
    - Standardised incidence rate of accidents at work by economic activity and employment status (hsw\_aw\_inaws)
  - Causes and circumstances of accidents at work (ESAW Phase III) (hsw\_acc\_esaw3)**
    - Number of accidents at work by contact - mode of injury, economic activity, sex, age and severity (hsw\_aw\_co1)
    - Incidence rate of accidents at work by contact - mode of injury, economic activity, sex, age and severity (hsw\_aw\_co2)
    - Percentual distribution of accidents at work by contact - mode of injury, economic activity, sex, age and severity (hsw\_aw\_co3)

	Number of accidents at work by deviation, economic activity, sex, age and severity (hsw_aw_de1)
	Incidence rate of accidents at work by deviation, economic activity, sex, age and severity (hsw_aw_de2)
	Percentual distribution of accidents at work by deviation, economic activity, sex, age and severity (hsw_aw_de3)
	Number of accidents at work by material agent of deviation, economic activity, sex, age and severity (hsw_aw_mad1)
	Incidence rate of accidents at work by material agent of deviation, economic activity, sex, age and severity (hsw_aw_mad2)
	Percentual distribution of accidents at work by material agent of deviation, economic activity, sex, age and severity (hsw_aw_mad3)
	Number of accidents at work by material agent of specific physical activity, economic activity, sex, age and severity (hsw_aw_maa1)
	Incidence rate of accidents at work by material agent of specific physical activity, economic activity, sex, age and severity (hsw_aw_maa2)
	Percentual distribution of accidents at work by material agent of specific physical activity, economic activity, sex, age and severity (hsw_aw_maa3)
	Number of accidents at work by material agent of contact - mode of injury, economic activity, sex, age and severity (hsw_aw_mac1)
	Incidence rate of accidents at work by material agent of contact - mode of injury, economic activity, sex, age and severity (hsw_aw_mac2)
	Percentual distribution of accidents at work by material agent of contact - mode of injury, economic activity, sex, age and severity (hsw_aw_mac3)
	Number of accidents at work by specific physical activity, economic activity, sex, age and severity (hsw_aw_pa1)
	Incidence rate of accidents at work by specific physical activity, economic activity, sex, age and severity (hsw_aw_pa2)
	Percentual distribution of accidents at work by specific physical activity, economic activity, sex, age and severity (hsw_aw_pa3)
	Number of accidents at work by working environment, economic activity, sex, age and severity (hsw_aw_we1)
	Incidence rate of accidents at work by working environment, economic activity, sex, age and severity (hsw_aw_we2)
	Percentual distribution of accidents at work by working environment, economic activity, sex, age and severity (hsw_aw_we3)
	Number of accidents at work by working process, economic activity, sex, age and severity (hsw_aw_wp1)
	Incidence rate of accidents at work by working process, economic activity, sex, age and severity (hsw_aw_wp2)
	Percentual distribution of accidents at work by working process, economic activity, sex, age and severity (hsw_aw_wp3)
	Number of accidents at work by type of workstation, economic activity, sex, age and severity (hsw_aw_ws1)
	Incidence rate of accidents at work by type of workstation, economic activity, sex, age and severity (hsw_aw_ws2)
	Percentual distribution of accidents at work by type of workstation, economic activity, sex, age and severity (hsw_aw_ws3)
	<b>Work related health problems and accidental injuries (hsw_inj_pb) </b>
	<b>Accidental injuries (hsw_acc_inju)</b>
	Accidental injuries at work in 1999, by sex (Unit: Percentage in each Member State) (hsw_ij_nuse)
	Accidental injuries at work by severity and type of injury (Unit: Percentage in each Member State) (hsw_ij_svinj)
	Accidental injuries at work by type of injury, work status after the accidental injury and age (Unit: Percentage for each type of injury) (hsw_ij_inwsa)
	Relative standardised incidence rate of accidental injuries at work by permanency of the job, length of service in the enterprise and economic activity of the employer (mean rate for each Member State = 100) (hsw_ij_cln)
	Relative standardised incidence rate of accidental injuries at work by educational attainment level and sex (mean rate for each Member State = 100) (hsw_ij_edse)

	Relative incidence rate of accidental injuries at work by working hours, number of job contract, economic activity of the employer, age and sex (EU mean rate = 100) (hsw_ij_hjnas)	
	Relative incidence rate of accidental injuries at work by profession and occupations and economic activity of the employer (EU mean rate = 100) (hsw_ij_isna)	
	Relative incidence rate of accidental injuries at work by severity, permanency of the job, length of service in the enterprise and economic activity of the employer (EU mean rate = 100 for each severity) (hsw_ij_svcln)	
	Relative incidence rate of accidental injuries at work by severity, frequency of night work and age (EU mean rate = 100 for each severity) (hsw_ij_svnia)	
	Relative incidence rate of accidental injuries at work by severity, frequency of shift work and age (EU mean rate = 100 for each severity) (hsw_ij_svsha)	
	Relative incidence rate of accidental injuries at work by severity, working hours and sex (EU mean rate = 100 for each severity) (hsw_ij_svhos)	
	<b>Health problems (hsw_healthpb)</b>	
	Work-related health problems in 1999, by sex (Unit: Percentage in each Member State) (hsw_hp_nuse)	
	Number of work-related health problems by diagnosis group, sex and number of complaints per victim (hsw_hp_disnu)	
	Number of work-related health problems by diagnosis group, severity, activity and employment status of the victim and age (hsw_hp_svdwa)	
	Standardised prevalence rate of work-related health problems by diagnosis group, economic activity of the employer and age (hsw_hp_dinag)	
	Standardised prevalence rate of work-related health problems by severity, diagnosis group, economic activity of the employer and age (hsw_hp_svdna)	
	Relative prevalence rate of work-related health problems by severity, diagnosis group, permanency of the job, length of service in the enterprise and economic activity of the employer (hsw_hp_svcln)	
	Relative prevalence rate of work-related health problems by severity, diagnosis group, profession and occupations and economic activity of the employer (EU mean rate = 100 for each severity) (hsw_hp_svdin)	

Last update  
15.03.2010